

An international Exchange of Experience

**Economic Analysis according to the WFD:
Status of Implementation**

Niels Vlaanderen
RIZA

**„Baseline Scenario and its
use for the Risk Analysis
2004
The case of the Netherlands“**



Berlin, 20 – 21 November 2003

Conference organised by **Ecologic** - Institute for International and European Environmental Policy

Pfalzburger Str. 43/44
10717 Berlin

fon +49/30/86880-0
fax +49/86880-100

office@ecologic.de
www.ecologic.de

Baseline Scenario and its use for the Risk Analysis 2004

The case of the Netherlands

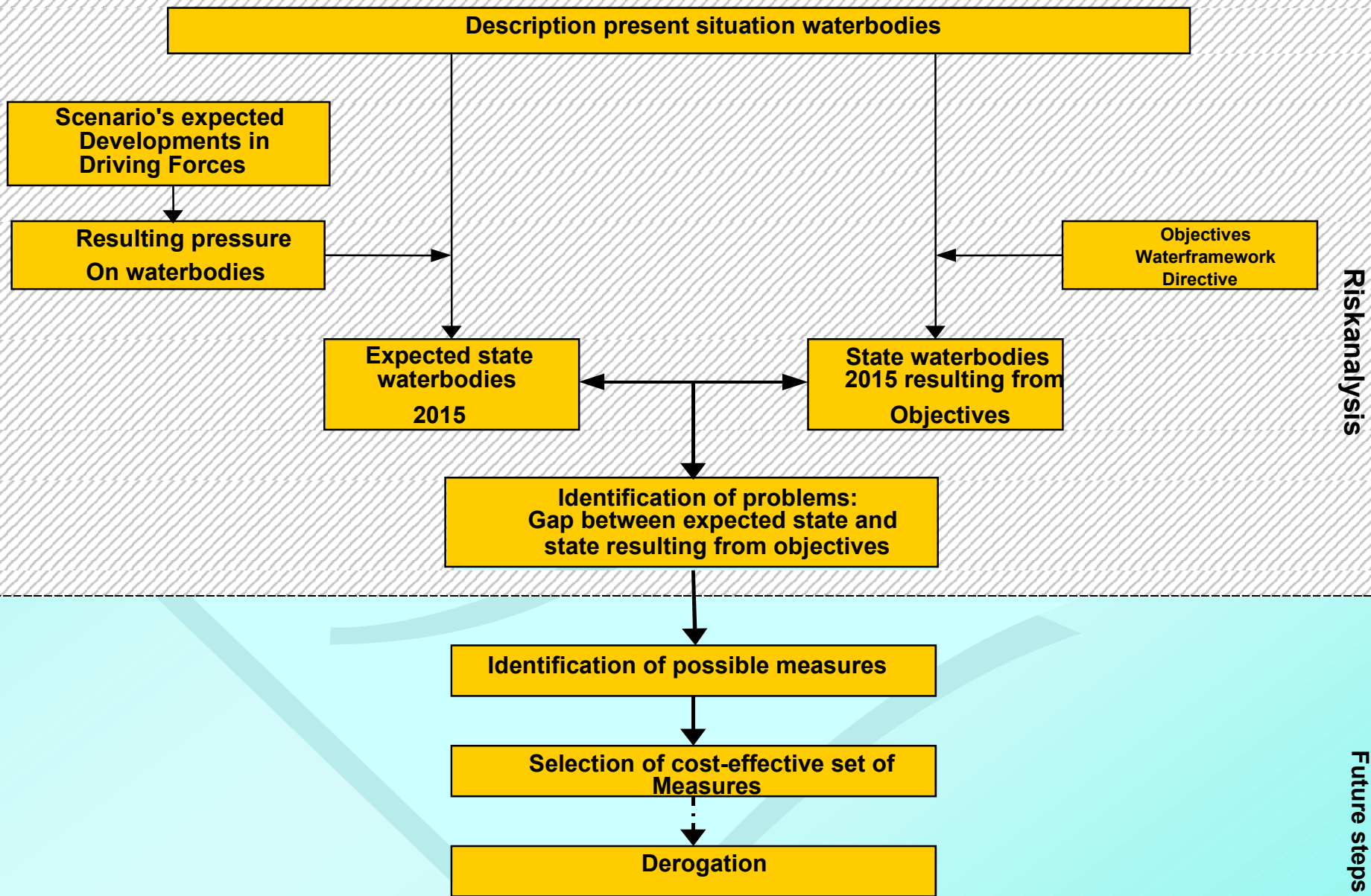
Niels Vlaanderen
(RIZA)

Structure

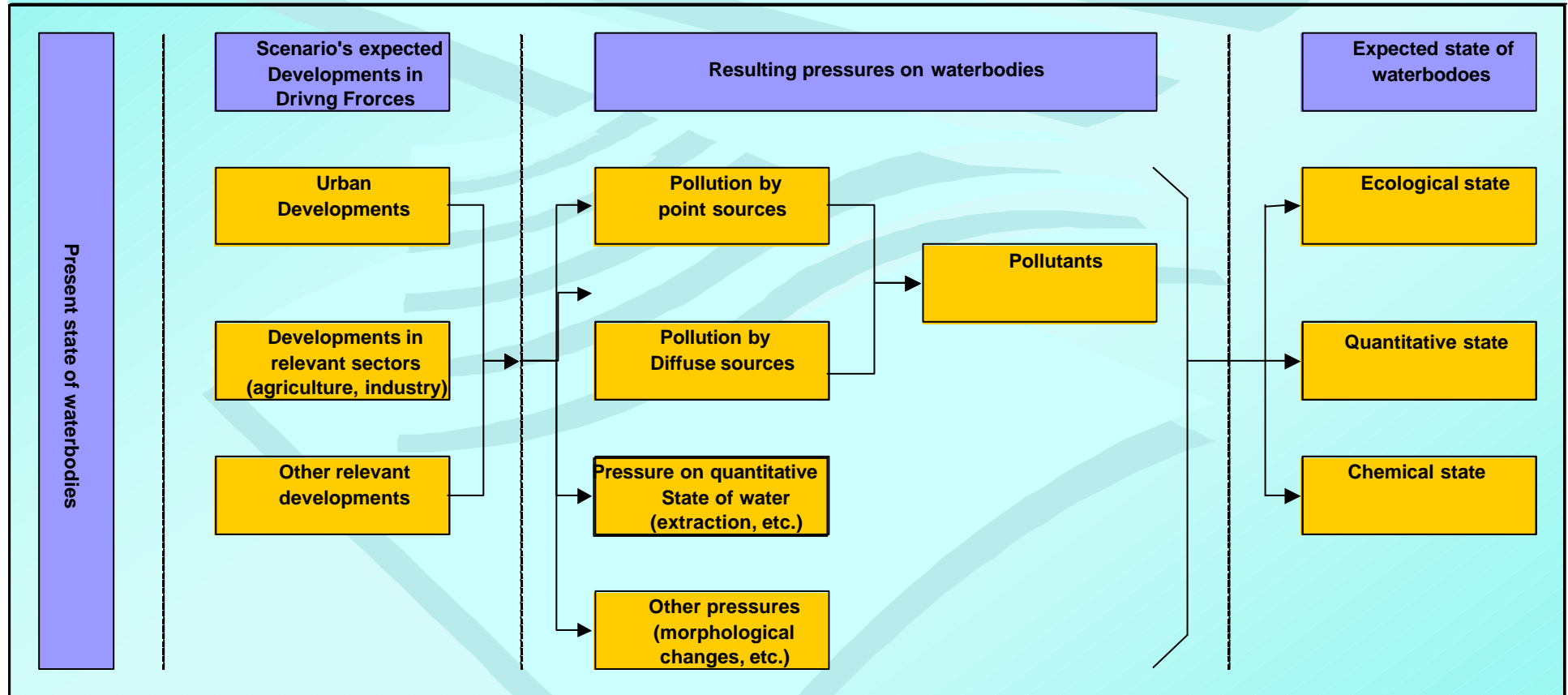
- Introduction: link risk analysis and BLS
- Baseline scenario components
- Basic principles
- International baseline scenario
- Process
- First results
- Experiences

Introduction

- Risk analysis 2004(link with WFD article 5 & annex II sub 1.5: Impact assessment
- Baseline Scenario points at direction of relevant developments: indicates whether your problem is increasing or decreasing
- Baseline scenario = presents the most likely developments of relevant activities within the River Basin



Relation driving forces, pressures and state of waterbodies



2. Baseline scenario components

(wateco guidance)

- Present situation of relevant driving forces
- Trends & scenario's of driving forces
 - Focus on socio-economic driving forces, demography and land-use
- Waterpolicy variables (impact on driving forces)
 - Focus on policies with concrete measures, set targets and budget
- Pressures resulting from developments in DF and waterpolicy ($B = EVF * EF * RF$) (By Impress!)
- Identification of uncertainties
- Baseline scenario: most likely developments DF and waterpolicies

3. Basic principles

- Straightforward
- Existing data (national statistical office)
- Transform administrative data into information at (sub-) riverbasin scale (4 to 8)
- Focus on activities which cause significant pressures (Impress)
- Translate national trends or scenario (central planning office) into regional scenario (shift-share)

4. International Baseline Scenario's

- WFD → analysis at RB level: aims at cost effective set of measures for RB
- First step is risk analysis
- Why relevant? Upstream activity, downstream pressure:
 - The Netherlands is Delta region: for some substances up to 80% from upstream areas
 - For risk analysis information needed on upstream developments and pressures
- How to do it?

5. Process

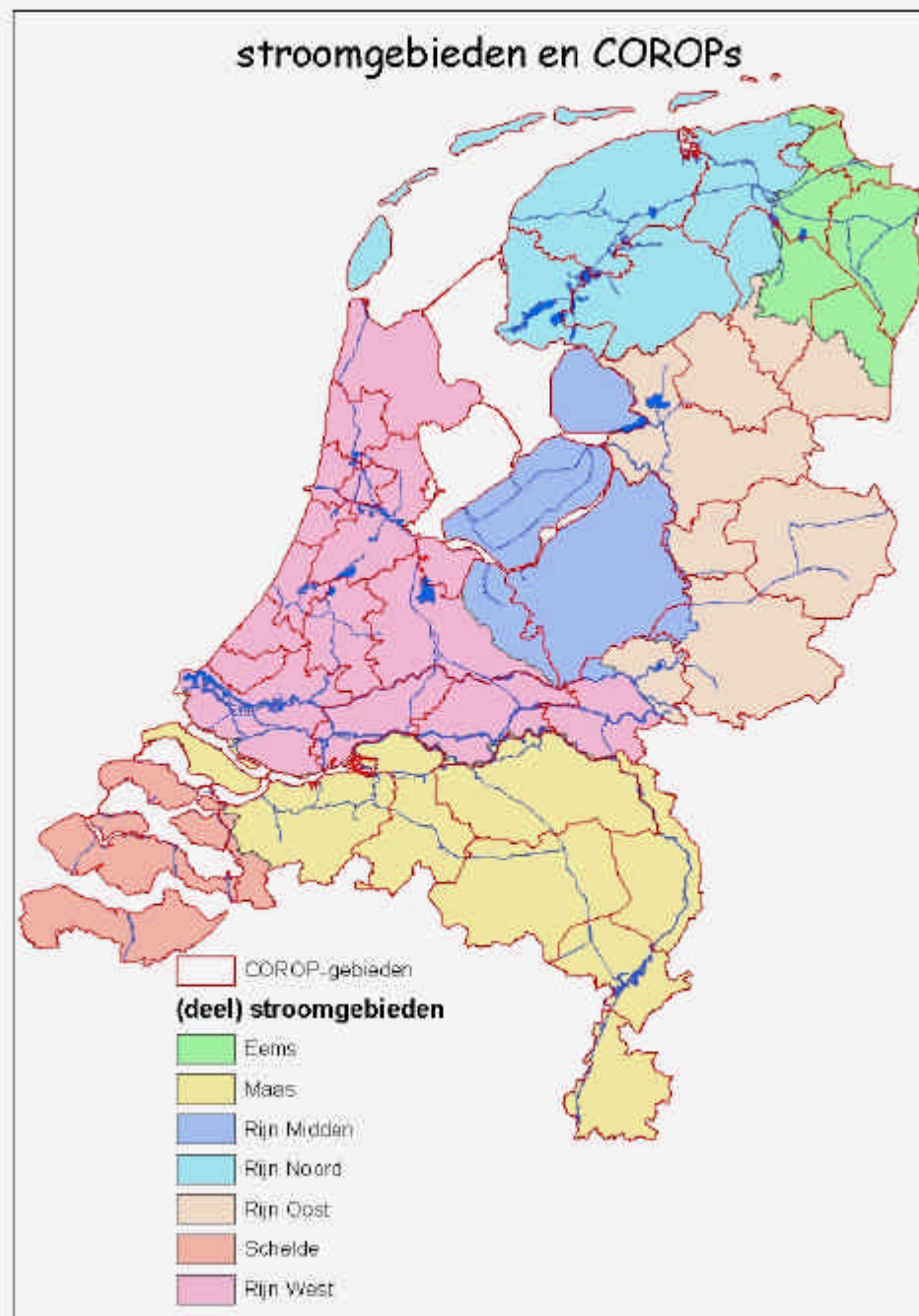
- Report on socio-economic driving forces, prepared under responsibility of national working group (01/11/2003)
- Input by group of sector experts (11/2003)
- Input by region experts (12/2003)
- Revision of report + linking with pressures IMPRESS (01/2004)
- Public participation (in 2004 ?)

6. First results

- Sectors with significant impact on water
- Translation of administrative data into RB information (per sub-river basin)
- Trends for sectors on national scale
- Translation trends into trends per sector at regional scale (shift-share)
- Still working on translation of national scenario into regional scenario.

Sectors with significant impact

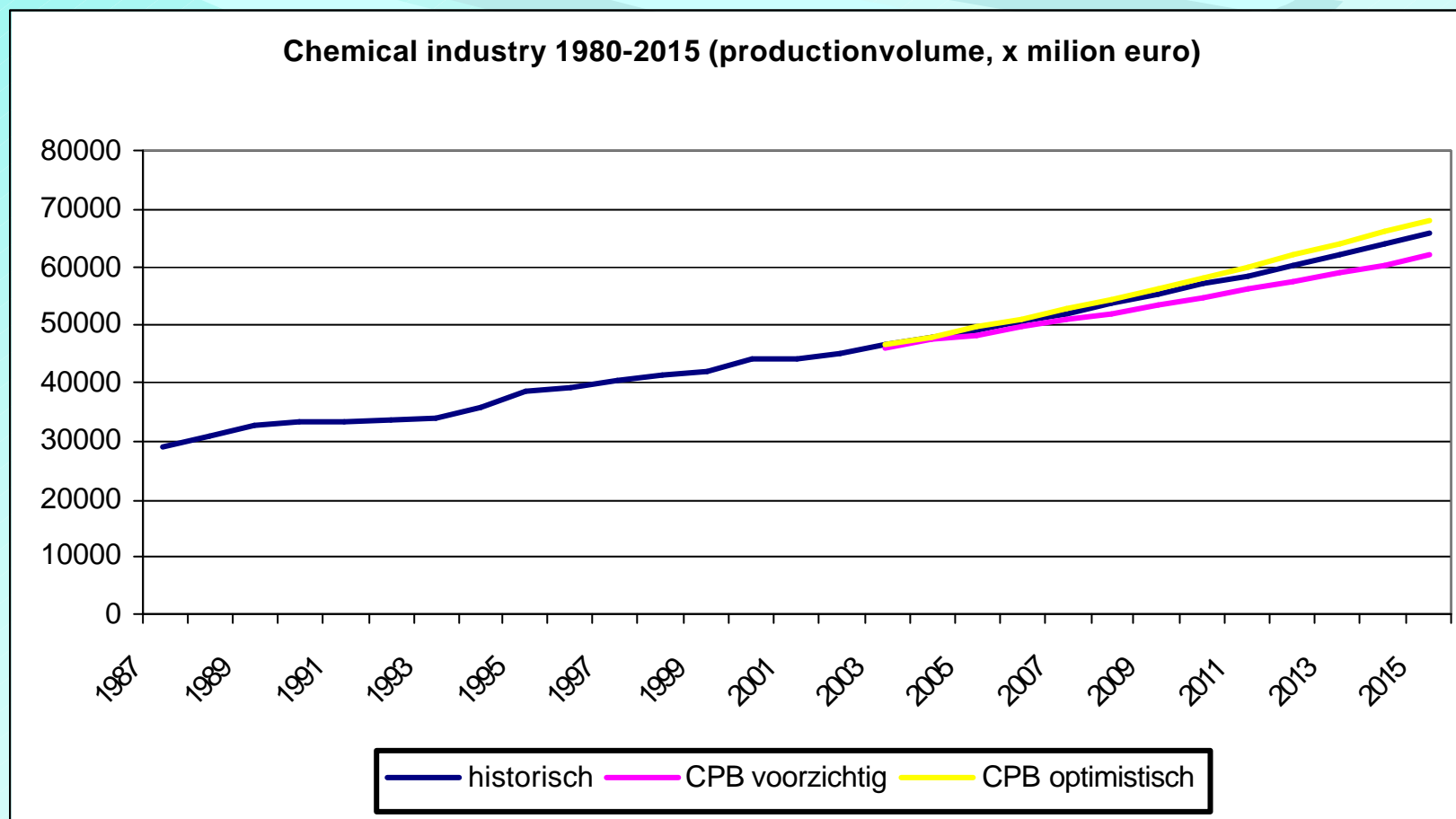
	Sectoren (8)	Belastende deelactiviteiten (16)
Primair	1. Agriculture	1. (arable) farming
		2. Bulbs
		3. Cultivation under glass
		4. Other cultivation
		5. Grass cattle breeding
		6. Shed cattle breeding
		7. Other
	2. Fishery	8. Inland and coastal fishery
	3. Minerals & granulate	9. granulates
Secundair	4. Food industries	10. Food industries
	5. Metalindustry	11. Metalindustry
	6. Chemical industries	12. Petrochemicals
		13. 'Fijn' chemicals
		14. Inorganic chemicals
7. Other industrie		
Tertiair	8. Services	15. Shipping



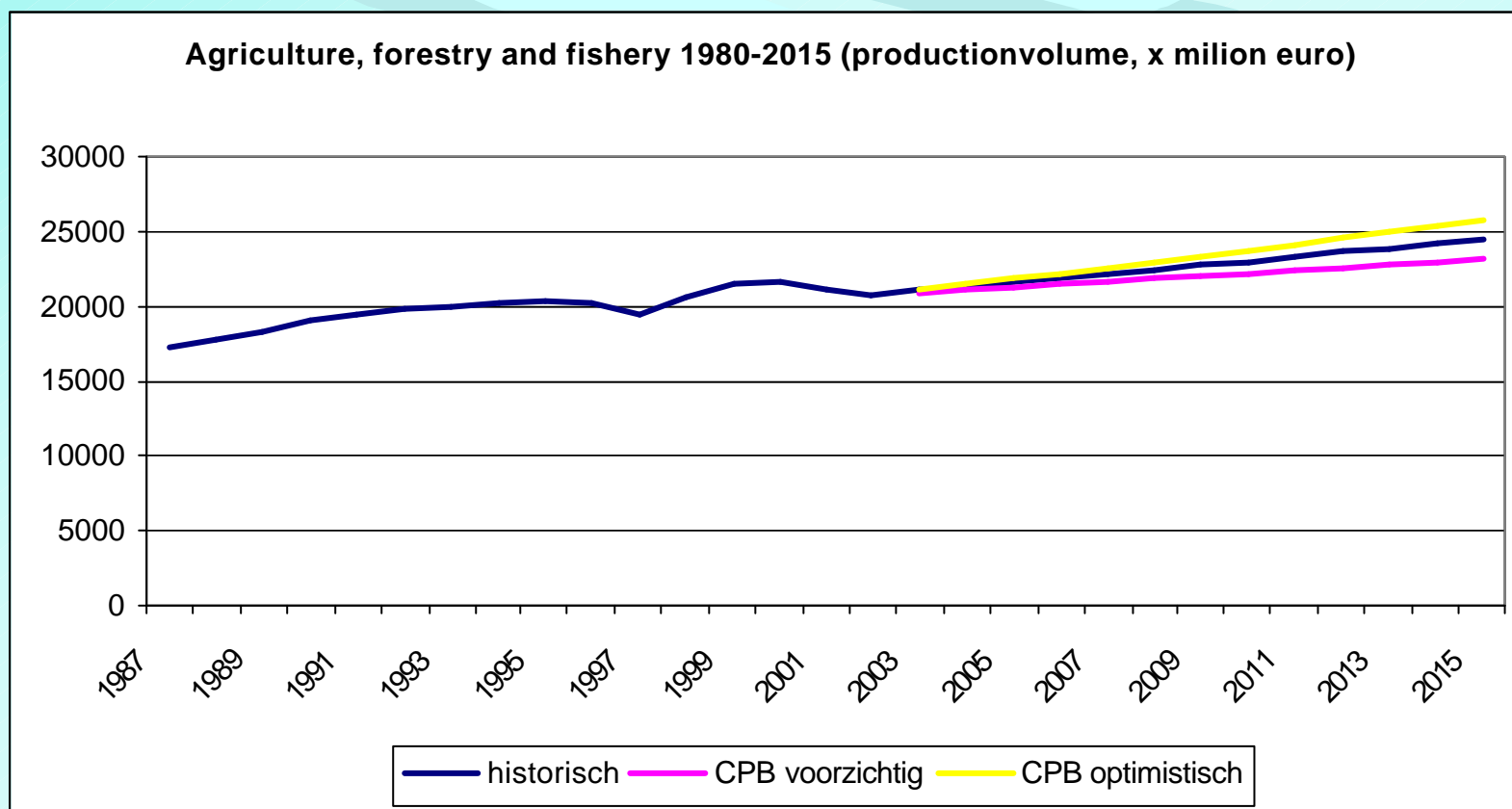
40 economic-administrative regions

Data on:
Value added,
Employment,
Production volume,
Time series 1980-2002

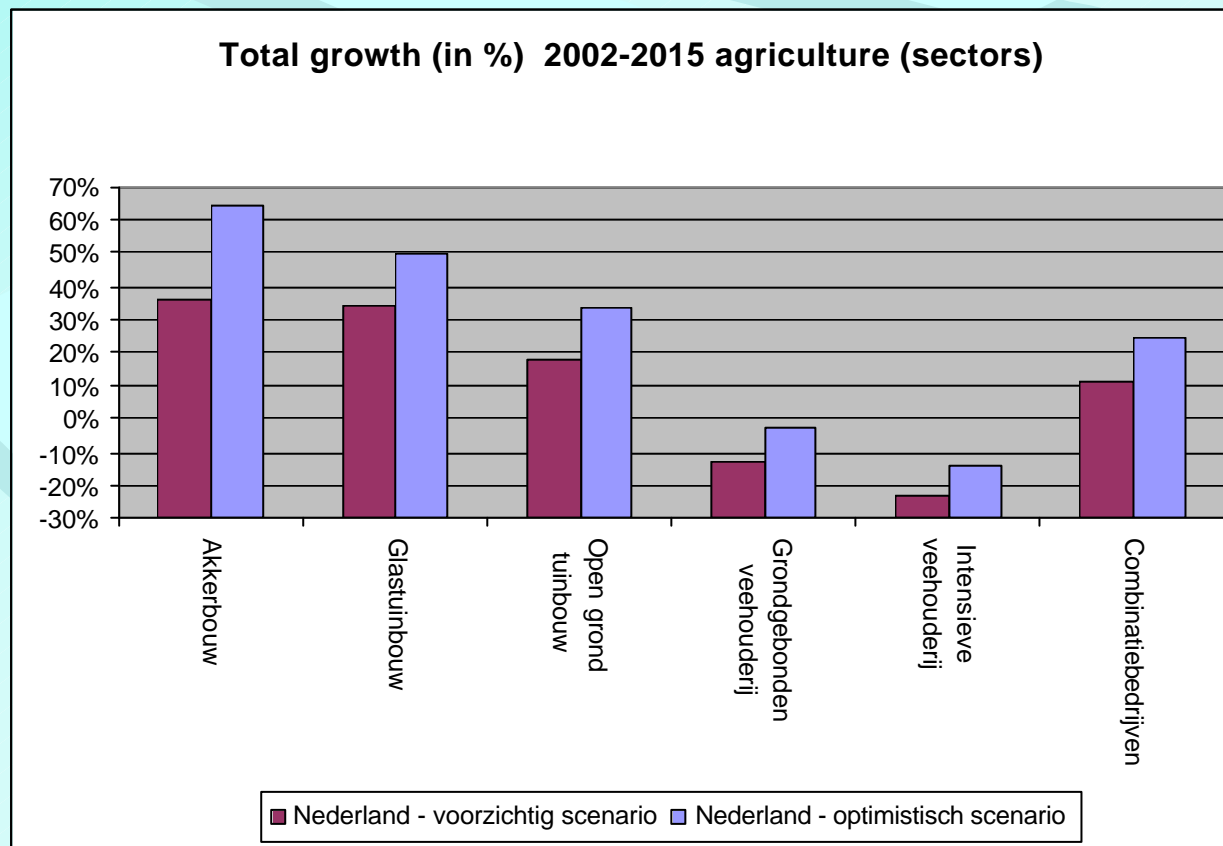
Trend and scenario's chemical industry



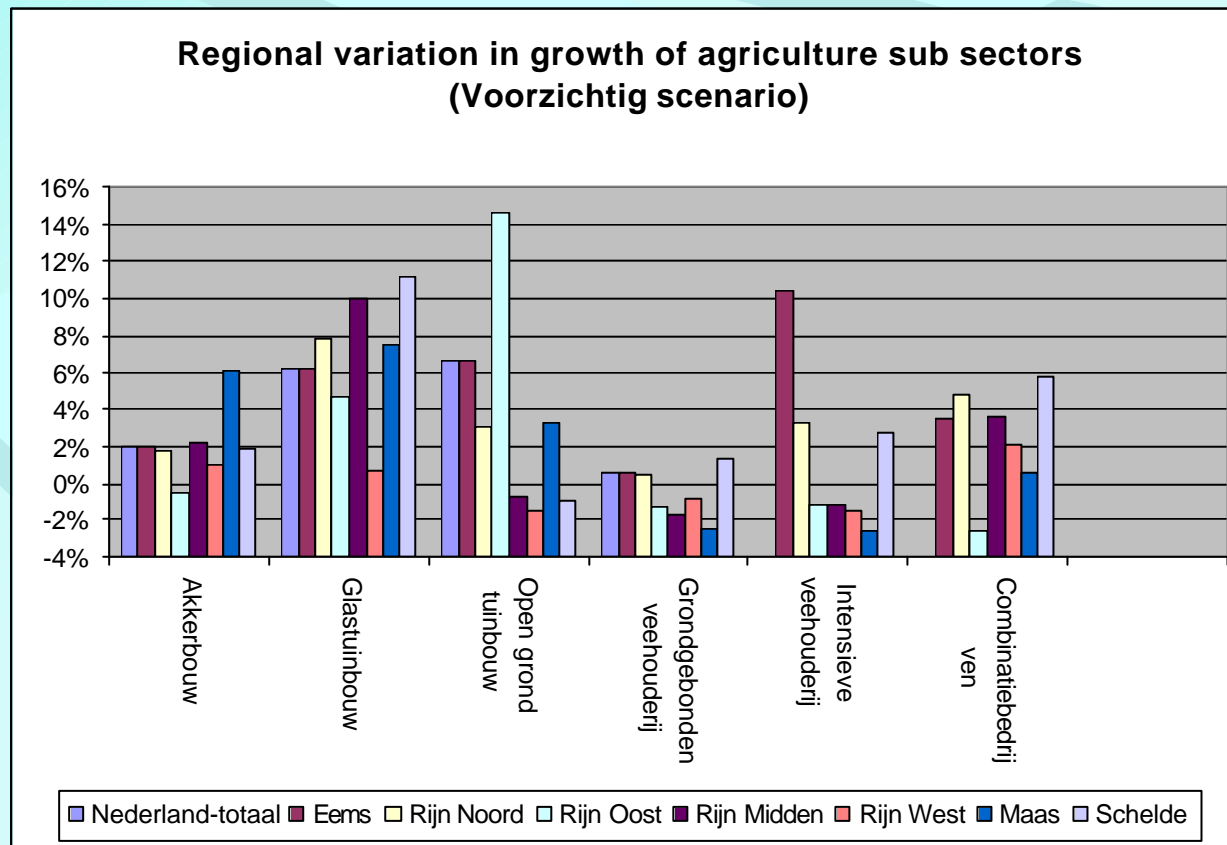
Trend and scenario's agriculture, forestry and fishery



growth agriculture (sub-sectors)



Regional variation in growth agricultural sub-sectors (per year)



7. experiences

- Missing data: shipping, fishery, recreation
- Confidentiality data at sub basin scale
- Developments upstream?
- Relation driving force and pressure difficult (for non-substances)